

Federal state budget educational
university of higher education
"Dagestan State Medical University"
Ministry of Health of the Russian Federation
(FSBEI HE DSMU of the Ministry of Health of Russia)



AGREED
Vice-Rector for Academic Affairs, MD
prof. R.M. Ragimov
[Signature]
"22" May 2024

WORK PROGRAMME OF THE DISCIPLINE
"General Surgery"

Index of discipline according to the academic plan **B1. O. 24**

Direction (specialty) **31.05. 01 Medicine**

Higher education level - **specialty**

Faculty: - **Medical**

Department: - **General Surgery**

Form of study: - **full-time**

Course: - **2**

Semester: - **IV, V**

Total labor intensity (in credits/hours) - **6 cred. / 216 hours**

Lectures: **28 hours**

Practical (seminar) classes: **88 hours**

Independent work **64 hours**

Form of control: exam in **V** semester **36 hours**

Makhachkala

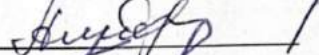


2024


The working program of the discipline "General Surgery" was developed in accordance with the Federal State Educational Standard of Higher Education in the direction of specialty 31.05.01. Medicine, approved by order of the Ministry of Education and Science of the Russian Federation

№ 988 dated «12»__08__2020_year.

The working program of the discipline was approved at the meeting of the department from "_20_" May 2024 №32

The work program has been agreed:

1. Director of the NMB DGMU _____  (V.R. Musaeva)
2. EMD _____  (G.G. Hajiyev)
3. A. Dean of the Faculty of Medicine _____  (G.M. Dalgatov)

Head of the Department -----  ----- MD, prof., Medzhidov R.T.

Developer(s) of the work program:

1. Magomedova S.M., Candidate of Medical Sciences, assist. Department of General Surgery.
2. Musaev Z.M.S., Candidate of Medical Sciences, Associate Professor of General Surgery.

Reviewers:

1. Rabadanova S.R. Ass. Prof. of the Department of Surgical Diseases of the pediatric, Dental and Preventive Medicine Faculties of the FSBEI in the DSMU of the Ministry of Health of the Russian Federation, Candidate of Medical Sciences.
2. Kurbanova Z.V. Professor of the Department of Faculty Surgery with the laboratory of innovative cellular technologies of the FSBEI in the DSMU of the Ministry of Health of the Russian Federation, Doctor of Medical Sciences.

I. Purpose and objectives of learning the discipline

Purpose - mastering the academic discipline "General Surgery" is the formation of students' understanding of the main areas of surgical work: compliance with the rules of asepsis and antiseptics when performing surgical procedures, stopping bleeding and reimbursement of blood loss; teaching students the basic principles of diagnosis and treatment of the most common surgical diseases and the provision of first aid in case of emergency.

Tasks:

- purposefully find out the patient's complaints and the history of the development of the disease, conduct a physical examination of the surgical patient (examination, palpation, percussion, auscultation), outline a plan for the examination of the surgical patient;
- to organize surgical activities in compliance with the rules of asepsis in the premises of the surgical hospital and polyclinic;
- to determine the main surgical syndromes and diagnose the main types of purulent-septic diseases (etiology, pathogenesis, classification, clinic, basic principles of diagnosis and treatment of the most common surgical diseases);
- teaching students to provide first aid in case of emergency conditions;
- familiarizing students with the principles of organization and operation of medical and preventive institutions of various types;
- developing skills in studying scientific literature and official statistical reviews;
- formation of communication skills with the patient, taking into account ethics and deontology, depending on the revealed pathology and characterological characteristics of the patients;
- the formation of the student's communication skills with the team.

II. PLANNED RESULTS OF TRAINING IN THE DISCIPLINE

"GENERAL SURGERY"

Competencies formed in the process of studying an academic discipline:

	Code and name of the competence (or part there of)
As a result of mastering the competence, the student must:	
General Professional Competencies (GPC)	

GPC-4. The ability to use medical devices provided for by the procedure for the provision of medical care, as well as to examine a patient in order to establish a diagnosis.	
Id-1 gpe-4. Use medical devices provided for by the procedure for the provision of medical care and write prescriptions for medical devices.	
know	- methods of carrying out urgent measures and indications for hospitalization of patients.
be able to	-apply aseptic and antiseptic methods, use medical instruments, rules for using medical instruments.
own	- the simplest medical instruments (phonendoscope); - information on the principles of sterilization, disinfection and antiseptic processing of instruments and equipment in order to avoid infection of the doctor and patient.

III. THE PLACE OF DISCIPLINE IN THE EDUCATIONAL STRUCTURE PROGRAMS

The discipline "General surgery" refers to the basic part of the B1. O. 24. curriculum in the specialty 31.05.01 Medicine. The preceding disciplines, on which the discipline "General Surgery" is directly based, are: bioethics, human anatomy, histology with embryology, normal physiology, biochemistry, physics, microbiology, pharmacology.

The development of competencies in the process of studying the discipline contributes to the formation of knowledge, skills and abilities that allow effective work to implement the tasks of professional activity:

- Bioethics

Knowledge: moral and ethical norms, rules and principles of professional medical behavior, the rights of the patient and the doctor, the main ethical documents of international and domestic professional medical

associations and organizations;

Skills: to build and maintain working relationships with other members of the team.

Skills: principles of medical deontology and medical ethics

- Human anatomy

Knowledge: anatomical and physiological, age-sexual and individual characteristics with the structure and the development of the human body.

Skills: palpate the main bone landmarks on a person, outline the topographic contours of organs and the main vascular and nerve trunks;

Skills: possess medical and anatomical conceptual apparatus;

- Histology with embryology

Knowledge: basic laws of development and vital activity of the human body based on the structural organization of cells, tissues and organs; histofunctional features of tissue elements; methods of their research;

Skills: analyze histophysiological states of various cellular, tissue and organ structures of the body;

- *Normal physiology*

Knowledge: functional systems of the human body, their regulation and self-regulation when exposed to the external environment are normal; teachings about a healthy lifestyle; the influence of the environment: positive and harmful factors on human health; about the doctor-patient relationship.

Skills: interpret the results of the most common methods of laboratory and functional diagnostics, thermometry.

- *Microbiology*

Knowledge: The role of microorganisms in the etiology of surgical diseases, methods of microbiological diagnosis.

Skills: to use knowledge of microbiology to justify and select the method of antiseptics.

- *Biochemistry*

Knowledge: physico-chemical and biochemical processes in a living organism.

Skills: chemical laws for solving situational problems.

- *Physics*

Knowledge: the basic laws of physics, physical phenomena and patterns underlying the processes occurring in the human body; the physical foundations of the functioning of medical equipment, the device and purpose of medical equipment; the principle of operation of medical equipment (MRI, MSCT, ultrasound), the principle of obtaining an echo tomogram.

Skills: analyze the relevant conclusions of experimental measurements.

Skills: follow the safety rules for working with medical equipment.

- *Pharmacology*

Knowledge: dosage forms, routes of administration of medicinal products, types of their action and interaction. Side effects, types of reactions and complications of drug therapy.

Skills: find information about medicinal products in available databases.

IV. THE COMPLEXITY OF THE DISCIPLINE AND TYPES OF CONTACT WORK

Type of educational work	Total hours	Semesters	
		№ 4	№5
Contact work (total), including:	116	48	68
Classroom classes (total)			
In that			
Lectures (L)	28	14	14

Practical lessons (PL),	88	34	54
Seminars (S)	-	-	-
Laboratory classes (LC)	-	-	-
Extracurricular work (total), including:	-	-	-
Group, individual consultations**	-	-	-
Individual work with students	-	-	-
Contact work (total), including:	64	24	40
Classroom classes (total)	36, exam.		36, exam.
In that			
Lectures (L)	216		
	6	2	4

V.CONTENT OF THE DISCIPLINE WORKING PROGRAM

5.1. Sections of discipline and competence that are formed when studying them

№ п/п	Наименование раздела учебной дисциплины	Section content (section topics)	Code of the controlled competence (or part of it)
1	2	3	4
1.	Name section of the discipline	PL.1 "The concept of surgery. A brief history of surgery. The current state of surgery and deontology in surgery". Familiarization with the department, clinic, program.	GPC-4. Id-1 gpc-4.
2.	General questions of surgery.	PL. 2.Outpatient surgery. PL. 3. First aid. PL. 4. Aseptics. Organization of the work of the surgical department and the operating unit. PL.5. Preparation of the surgeon's hands for surgery. Preparation of the operating field. PL.6 Antiseptics. Mechanical antiseptics. Physical antiseptics. PL7. Chemical antiseptics. Biological antiseptics Mixed antiseptics. Final lesson. PL.8. Nutrition of surgical patients. PL.9 Bleeding PL.10. Blood clotting disorders in surgical patients and methods of their correction. PL.11. Organization of blood service, donation. Procurement and storage of blood (lesson at the blood transfusion station)	GPC -4. Id-1 gpc-4.

		<p>PL.12. Transfusion of blood and its components. Final lesson.</p> <p>PL.13. Examination of surgical patients.</p> <p>PL.14. Academic medical history of a surgical patient.</p> <p>PL .15. Inpatient surgery. Preoperative period.</p> <p>PL .16. Operation period</p> <p>PL. 17. Post-operative period. <i>Final lesson.</i></p>	
3.	Basics of clinical surgery	<p>PL 18. Non-operative surgical technique. Punctures, injections, infusions. Desmurge. Transport immobilisation.</p> <p>PL.19. Drainage and tamponage of wounds and body cavities. Drainage of hollow organs.<i>Final lesson.</i>.</p> <p>PL. 20 Pain and pain syndrome, pain management. Local anaesthesia ..</p> <p>PL.21 General anaesthesia</p> <p>PL.22 General anaesthesia. The final session.</p> <p>PL.23 Critical life-sustaining disorders in surgical patients.</p> <p>PL .24 Endogenous intoxication in surgery and principles of its correction</p> <p>PL .25 Water-electrolyte disturbances in surgical patients and principles of infusion therapy. <i>Final lesson.</i></p> <p>PL .26. Basics of trauma surgery. General issues of injury surgery.</p> <p>PL .27. Wounds. Treatment of wounds. <i>Final lesson.</i></p> <p>PL 28. Head injury. Damage to soft tissue, tendons and joints.</p> <p>PL .29 . Trauma to the chest. Abdominal trauma. Final session.</p> <p>PL 30 Fractures and dislocations</p> <p>PL. 31 Thermal injuries. Thermal and chemical burns. Cold trauma. Electrical trauma. Final session.</p> <p>PL. 32 Fundamentals of purulent-septic surgery. General issues of acute surgical infection.</p> <p>PL. 33. Purulent diseases of the skin and subcutaneous tissue. Purulent diseases of the tissue spaces.</p> <p>PL. 34. Purulent diseases of the bones and joints. Purulent diseases of the hand and foot.</p>	

4.	Stages of treatment for surgical patients	PL.35. Purulent diseases of the serous cavities. Purulent diseases of the glandular organs. Surgical sepsis.	
		PL.36. <i>Final lesson.</i>	
		PL.37. Specific surgical infection..	
		Pl.38. Anaerobic and putrefactive infection. Final session.	
		PL.39 Fundamentals of surgery for regional circulation disorders. Arterial blood flow.	
		PL. 40. Venous circulation disorders. Disorders of lymph circulation. Necrosis. <i>The final session.</i>	
		PL. 41 Fundamentals of surgical oncology.	
		PL.42. Fundamentals of Plastic Surgery and Transplantation. Final session.	
		PL. 43. Fundamentals of Parasitic Surgery.	
		PL.44. Fundamentals of malformation surgery.	

5.2. Sections of the discipline (module) and workload by type of study.

№	№ semester	The name of the discipline section	Activities (in hours)				Evaluation tools for monitoring progress and intermediate certification based on the results of mastering the discipline
			L	PL	IW	Total	
1	2	3	4	5	6	7	8
1.	4	Section 1. Introduction to the subject	2	2	10	14	1 - interview; 2 - situational tasks;
2.	4	Section 2. General questions of surgery	12	32	14	54	1 - interview; 2 - test control; 3 - situational tasks; 4-control works.
3.	5	Section 3. Fundamentals of clinical surgery	10	34	24	72	1 - interview; 2 - test control; 3 - situational tasks; 4-control works

4.	5	Section 4. Stages of treatment surgical patients	4	20	16	40	1 - interview; 2 - test control; 3 - situational tasks; 4-control works
	5	Type of final certification	EXAM			36	Ticket interview
Total :			28	88	64	216	

5.3. Thematic outline of the lectures.

2	Section of the discipline	Title of lecture topics	Number of semester hours	
			№4	№5
1.	Introduction to the subject	L.1 A concept of surgery. A brief history of surgery. Current state of surgery. Ethics and deontology in surgery.	2	
2.	General issues of surgery	L.2 Asepsis. Antiseptics.	2	
		L.3 Pain. Pain syndrome. Local and general anesthesia.	2	
		L.4. Bleeding. Techniques for stopping bleeding. Blood coagulation disorders in surgical patients. Blood transfusion and its components.	2	
		L.5. Critical life support disorders in surgical patients.	2	
		L.6 Endogenous intoxication and water-electrolyte disorders in surgical patients.	2	
		L.7. Fundamentals of injury surgery. Trauma. General issues in traumatology. Soft tissue injuries. Fractures and dislocations. Trauma to head, chest and abdomen.		
3	Basics of clinical surgery	L.8. Wounds, phases of the wound process. Wound management		2
		L.9 Thermal burns. Chemical burns. Cold injury. Electrical trauma.		2
		L.10. General issues of acute surgical infection. Purulent diseases of the skin subcutaneous tissue, of bones, joints and mucous membrane. Purulent inflammatory diseases of glandular organs and serous cavities.		2
4.	Stages of treatment for surgical patients	L.11 Acute specific surgical infection (tetanus, anthrax, wound diphtheria). Anaerobic and putrefactive infections.		2
		L.12. Arterial, venous blood flow disorders. Disorders of lymphatic circulation. Necrosis, gangrene, ulcers, fistulas.		2
		L.13 Basics of surgical oncology		2
		L.14. Basics of malformation surgery and plastic surgery. Transplantology.		2
TOTAL:			28	

5.4. Thematic outline of the practical exercises.

№	Section of the discipline	Name of the topics of the practical lessons	Forms current controls	Number of semester hours	
				№4	№5
1.	Introduction to the subject	PL 1 "Concept of surgery. A brief history of surgery. Current state of surgery and deontology in surgery". Introduction to the department, clinic, programme.	I	2	
2	General issues of surgery	PL. 2 Outpatient surgery.	I,Ts,T	2	
		PL. 3 First aid treatment.	I,Ts,T	2	
		PL. 4 Asepsis. Organisation of the surgical unit and operating theatre.	I,Ts,T	2	
		PL.5 Preparing the surgeon's hands for the operation. Preparing the surgical field.	I,Ts,T	2	
		PL.6 Antiseptics. Mechanical antiseptic. Physical antiseptic.	I,Ts,T	2	
		PL.7 Chemical antiseptics. Biological antiseptics. Mixed antiseptics. Final lesson.	I, Cw	2	
		PL 8 Nutrition of surgical patients.	I,Ts,T	2	
		PL.9 Bleeding	I,Ts,T	2	
		PL.10. Blood coagulation disorders in surgical patients and methods of their correction.	I,Ts,T	2	
		PL.11. Blood service organization, donation. Blood procurement and storage (lesson at the blood transfusion station)	I,Ts,T	2	
		PL.12. Blood transfusion and blood components.	I, Cw	2	
		PL.13 Final lesson.	I,Ts,T	2	
		PL.14 Examination of surgical patients.	HD	2	
		PL 15. Academic medical history of surgical patients.	I,Ts,T	2	
		PL.16. Inpatient surgery. Preoperative period. Period of operation	I,Ts,T	2	
		PL.17. Postoperative period. Final lesson.	I,Ts,T		
		3.	III Основы клинической хирургии	PL. 18. Non-operative surgical technique. Punctures, injections, infusions. Desmurgy. Transport immobilization.	I,Pl, T
PL.19. Drainage and tamponing of wounds and body cavities. Drainage of hollow organs Final lesson.	I, Cw				2
PL.20. Pain and pain syndrome, anesthesia. Local anesthesia.	I,Ts,T				2
PL.21 General anesthesia	I,Ts,T				2
PL.22 General anaesthesia. The final lesson.	I, Cw				2
PL.23 Critical Life Support Disorders in surgical patients.					
PL.24 Endogenous intoxication in surgery and the principles of its correction	I,Ts,T				2

		PL.25 Water-electrolyte disorders in surgical patients and principles of infusion therapy. The final lesson.	I, Cw		2
		PL.26 Basics of surgery of injuries. General issues of surgery of injuries.	I,Ts,T		2
		PL. 27. Wounds. Treatment of wounds. The final lesson.	I, Cw		
		PL.28. Head injury. Damage to soft tissue, tendons and joints.	I,Ts,T		2
		PL.29 Trauma to the chest. Trauma of the abdomen. The final lesson.	I, Cw		2
		PL 30. Fractures and dislocations	I,CW		2
		PL.31 Thermal injuries. Burns thermal and chemical. Cold injury. Electrical trauma. The final lesson.	I, Cw		2
		PL. 32. Basics of purulent-septic surgery. General issues of acute surgical infection.	I, Cw		2
		PL. 33 Purulent diseases of the skin and subcutaneous tissue. Purulent diseases of the cageous spaces.	I,Ts,T		2
		PL. 34 Purulent diseases of the bones and joints. Purulent diseases of the hand and foot	I, Cw		2
4.	Stages of treatment surgical patients	PL.35. Purulent diseases of the serous cavities. Purulent diseases of the glandular organs.	I,Ts,T		2
		PL.36. Final session.	I, Cw		2
		PL.37.. Specific surgical infection.			
		PL.38. Anaerobic and putrefactive infection. Final session.	I,Ts,T		2
		PL.39. Fundamentals of Surgery for Regional Circulatory Disorders. Arterial blood flow.	Cw		2
		PL. 40 Violations of the venous circulation. Lymphatic circulation disorders. Necrosis. The final lesson.	I, Cw		2
		PL. 41. Basics of surgical oncology.	I,Ts,T		2
		PL.42. Basics of plastic surgery and transplantology. The final lesson.	I, Cw		2
		PL. 43. Basics of surgery on parasitic diseases.	I,Ts,T		2
		PL. 44. Basics of surgery malformations. The final lesson.	I, Cw		2
				34	54

5.5. Laboratory classes (not provided).

5.6. Educational and methodological support for independent work.

5.6.1. Independent work of the student.

№ п/п	Name of the section of the academic discipline	Name of work	Total hours	Forms of control
1.	Introduction to the subject	Preparing for classes	14	1 - interview; 2 - situational tasks;

2.	General issues of surgery	Preparing for classes	24	1 - interview; 2 – test control; 3 - situational tasks; 4-control work.
3.	Fundamentals of clinical surgery	Preparing for classes	16	1 - interview; 2 – test control; 3 - situational tasks; 4-control work
4.	Stages of treatment of surgical patients	Preparing for classes	6	1 - interview; 2 – test control; 3 - situational tasks; 4-control work
	Total:		64	
	Preparing for intermediate control			1 - interview; 2 – test control; 3 - situational tasks; 4-abstract
	Preparing for intermediate control			1 - interview; 2 – test control; 3 - situational tasks; 4- control work;
	Exam			Ticket with oral questioning, test control

5.6.3. Guidelines for students on the development of the discipline.

This section of the work program of the discipline is being developed as an independent document "Methodological recommendations for the student" as an appendix to the work program of the discipline "General Surgery".

VI. EVALUATION TOOLS FOR CURRENT CONTROL OF PROGRESS AND INTERIM CERTIFICATION ON THE RESULTS OF MASTERING THE DISCIPLINE.

6.1. Current progress monitoring

6.1.1. The list of competencies indicating the stages of their formation in the process of mastering the work program of the discipline

№ п/п	Name of the discipline section "General surgery"	Supervised competency code (or part of it)	Forms of control
		1.	Introduction to the subject

2.	General questions of surgery	GPC-4 IdД-1gpc-4	1 - interview; 2 - test control; 3 - situational tasks; 4-control works.
3.	Basics of clinical surgery	GPC-4 Id-1gpc-4	1 - interview; 2 - test control; 3 - situational tasks; 4-control works
4.	Stages of treatment of surgical patients	GPC-4 Id-1gpc-4	1 - interview; 2 - test control; 3 - situational tasks; 4-control works

6.1.2. Evaluation tools for monitoring progress

GPC-4. Ability to use medical devices, provided by the order of medical care, as well as to conduct an examination of the patient in order to establish a diagnosis.

Id-1 gpc-4. To use medical devices provided by the order of medical care and write prescriptions for medical devices.

know

-rules of use of medical instruments -methods of carrying out emergency measures and indications for hospitalization of patients.

be able to

-apply methods of asepsis and antiseptics, use of medical instruments, rules of use of medical instruments.

own

-simple medical instruments (phonendoscope);
- information about the principles of sterilization, disinfection and antiseptic treatment of instruments and equipment to avoid infection of the doctor and patient.

EXAMPLE

CURRENT CONTROL OF PROGRESS

INTERVIEW ON THE TOPIC OF THE PRACTICAL LESSON

Section 2. General issues of surgery. Practice№ 9 Bleeding (2 hours).

Controlled competency codes: GPC-4 ID-1gpc-4

Evaluation criteria for monitoring progress(interview on control questions):

"Excellent":

The student has a deep knowledge of the educational material on the topic of the practical lesson, formulated a complete and correct answer to the questions of the topic of the lesson, observing the logic of the presentation of the material, shows the assimilation of the relationship of the basic concepts used in the work, was able to answer all clarifying and additional questions. The student demonstrates knowledge of theoretical and practical material on the topic of the lesson.

✓ "Good":

The student showed knowledge of the educational material, mastered the basic literature, was able to answer almost completely all the additional and clarifying questions asked. The student demonstrates knowledge of theoretical and practical material on the topic of the lesson, allowing minor inaccuracies.

✓ "Satisfactory":

The student as a whole mastered the material of the practical lesson, did not answer all the clarifying and additional questions. The student finds it difficult to correctly assess the

proposed problem, gives an incomplete answer, requiring leading questions from the teacher.

✓ "Unsatisfactory": _____

The student has significant gaps in knowledge of the basic educational material of the practical lesson, did not fully disclose the content of the questions, and was unable to answer clarifying and additional questions. The student gives an incorrect assessment of the situation, chooses the wrong algorithm of actions. An unsatisfactory mark is given to a graduate who refused to answer the questions of the topic of the practical lesson.

TESTING

Controlled competency codes: GPC-4 ID-1gpc-4

Section 2. General questions of surgery. Practical lesson No. 12. Blood transfusion (2 hours).

Controlled competency codes: GPC-4 ID-1gpc-4

Option 4

1. When incompatible blood is transfused, the following develops:
 - a) acute renal failure
 - b) DIC - blood syndrome
 - c) pulmonary embolism
 - d) infarct pneumonia
2. Hemorrhage is:
 - a) bleeding into the cavity
 - b) soaking tissues with blood
 - c) accumulation of blood in a hollow organ
 - d) accumulation of blood limited to tissues
3. What kind of bleeding is parenchymal?
 - a) from the liver
 - b) from varicose veins of the esophagus
 - c) from the jugular vein
 - d) from a chronic ulcer 12PC
4. Which of the following methods refers to the methods of temporary stop bleeding?
 - a) applying a pressure bandage
 - b) ligation of the vessel in the wound
 - c) vascular suture
 - d) electrocoagulation of the vessel
5. What endoscopic research methods can clarify the diagnosis of intra-abdominal bleeding
 - a) colonoscopy
 - b) bronchoscopy
 - c) laparoscopy
 - d) esophagogastroduodenoscopy
 - e) sigmoidoscopy
6. What diagnostic method can objectively confirm the presence of hemoperitoneum:
 - a) R-scopy of the abdominal cavity
 - b) laparoscopy
 - c) thoracoscopy
 - d) radioisotope research
7. A characteristic sign of gastric bleeding:
 - a) vomiting with fresh blood clots
 - b) vomiting "coffee grounds"

- c) cough with frothy scarlet blood
- 8. Cough with foamy scarlet blood is typical for the following type of bleeding:
 - a) stomach
 - b) pulmonary
 - c) uterine
 - d) nasal
- 9. Method for diagnosing gastric bleeding:
 - a) EFGDS
 - b) Ultrasound of the stomach
 - c) laparoscopy
 - d) X-ray of the stomach

Criteria for assessing the current monitoring of progress (testing):

- ✓ "Excellent": 100-90%
- ✓ "Good": 89-70%
- ✓ "Satisfactory": 69-51%
- ✓ "Unsatisfactory": <50%

PRACTICAL SKILLS (LAYOUT, PHANTOM)

Section 3. Fundamentals of Clinical Surgery. Lesson number 18. Non-operative surgical technique. Puncture, injection, infusion. Desmurgy. Transport immobilization.

Controlled competency codes: GPC-4 ID-1gpc-4

1. Types of tires, indications for their use.
2. Apply a Dezo bandage.
3. Apply a "glove" bandage to the fingers of the hand.
4. Stopping bleeding by finger pressure of large vessels.
5. Putting on sterile clothing.
6. Apply Kramer's transport bus.
7. The imposition of a tourniquet for bleeding.

Criteria for assessing the current monitoring of progress (layout, phantom):

- ✓ **"Unsatisfactory":**
The student does not have practical skills in phantoms and does not know the surgical instrumentation.
- ✓ **"Satisfactory":**
The student has basic skills, but makes mistakes and inaccuracies in the scientific terminology used and when answering the surgical phantom. The student is basically able to independently state the provisions in the studied material. The student is able to master the skill of using some surgical instruments.
- ✓ **"Good":**
The student possesses knowledge of all the studied program material, presents

the material consistently, makes minor mistakes and shortcomings when reproducing the studied material. The student does not have skill in working with reference books, textbooks, primary sources; orientates correctly, but works slowly on surgical phantoms.

✓ **"Excellent":**

The student independently identifies the main provisions in the studied material and is able to give a brief description of the main ideas of the studied material. The student is proficient in demonstrating the application of Kramer's transport bus, can determine the suitability of plaster, is proficient in the technique of applying plaster casts, caps on the head, Dezo's bandages, and gloves on the fingers of the hand. The student shows a deep and complete mastery of the entire volume of the studied discipline.

PROTECTING THE STORY OF THE DISEASE

EXAMPLE!

Each student must submit a self-completed case history according to the model (a complete sample is presented in the FAT). Immediately during the defense of the case history, the student must clearly justify the diagnosis and the plan for the management of the postoperative period.

Controlled competency codes: _GPC-4 ID-1gpc-4

**Federal state budget educational university of higher
education "Dagestan state medical university"
Ministry of Health of the Russian Federation**

Department of general surgery

Head of the department: Medzhidov R.T.

DISEASE HISTORY

Writing a history algorithm - patient supervision and writing of the patient's medical history according to the scheme:

1. Title page.
2. Passport part.
3. Complaints made by the patient.
4. Anamnesis morbi.
5. Anamnesis vitae.
6. Allergic history.
7. Transfusion history.
8. Previous diseases, injuries and operations.
9. Family history and heredity data.
10. Expert history.
11. Skin and mucous membranes (oral cavity, conjunctiva).
12. Subcutaneous fat.

13. Lymphatic system.
14. Musculoskeletal system.
15. Nervous system.
16. Organs of blood circulation and respiration.
17. The digestive organs.
18. Organs of urinary excretion.
19. Endocrine system.
20. Status localis.
21. Preliminary diagnosis.
22. Research methods.
23. Clinical diagnosis.
24. Indications for surgery (preoperative epicrisis) and surgery protocol.
25. Diary.
26. Epicrisis.

Completed: student.... course fac.

Checked: ass. departments,

Makhachkala, 2024

Criteria for assessing medical history:

✓ "Excellent":

The work fully meets the requirements and the scheme of registration of the medical history. Written competently, in literary language, using modern medical terminology. The student is able to consciously and efficiently transform the knowledge gained while characterizing the theoretical, clinical-diagnostic and therapeutic aspects of the discipline "General Surgery"

✓ "Good":

In the educational history of the disease, the student makes some inaccuracies in the formulation of a detailed clinical diagnosis, examination and treatment.

✓ "Satisfactory":

The educational history of the disease is framed with errors, written in illegible handwriting, inaccuracies in the formulation of a detailed clinical diagnosis, treatment, complaints are not fully covered, the history of the patient's disease and life, epicrisis.

✓ "Unsatisfactory":

The history of the disease was written in illegible handwriting, with gross errors (a detailed clinical diagnosis was not presented and not justified, treatment was prescribed incorrectly, complaints, the history of the disease and the patient's life were not covered).

TESTING ON DISCIPLINE sections

GPC-4 ID-1gpc-4. Typical tasks for assessing the results of the formation of competence, at the "Know" level

1. First degree shock is characterized by:
 - a) Preservation of consciousness
 - b) reducing the A / D to 80/40 mm.
 - c) lethargy
 - d) lack of breathing
 - e) severe tachycardia
2. With shock of the second degree, A / D is within:
 - a) 140-130 mm. Hg
 - b) 120-110 mm. Hg.
 - c) 90-70 mm. Hg
 - d) 110-100 mm. Hg

- e) 70-60 mm. Hg
- 3. Name the main clinical signs of grade IV traumatic shock:
 - a) clear consciousness
 - b) the consciousness is confused; the patient is at times agitated
 - c) contact with the patient is possible periodically
 - d) no contact with the patient, systolic A / D below 50 mm Hg, the pulse is threadlike
 - e) pulse is satisfactory 110 beats; the patient has speech excitement

Evaluation criteria for monitoring progress (tests):

- ✓ "Excellent": 100-90%
- ✓ "Good": 89-70%
- ✓ "Satisfactory": 69-51%
- ✓ "Unsatisfactory": <50%

SITUATION TASKS by discipline sections

Controlled competency codes: GPC-4 ID-1gpc-4

Typical tasks for assessing the results of the formation of competence, at the "Be able" level

Situational task number 1.

A young man, 22 years old, was admitted to the emergency clinic with complaints of general weakness, vomiting of coffee grounds, tarry stools. He considers himself to be sick for about 1 year, when he began to notice "hungry" pains in the epigastrium that periodically arise in spring and autumn. He was treated independently. Two days ago I noticed a tarry stool. Objectively, the general condition is satisfactory. The skin and mucous membranes are pale pink, pulse 96 per minute, rhythmic, BP 110/80 mm Hg. The abdomen is not distended; on

palpation it is slightly painful in the epigastrium. Peristalsis is heard, the stool is dark in color. In the blood: Er $4.5 \times 10^9/l$, HB -100 g/l .

Questions:

1. Diagnosis.
2. Instrumental and laboratory methods of examination.
3. The principles of conservative therapy.
4. Indications for surgical treatment and its possible options.

Situational task number 2.

A 51-year-old state farm worker received a bruised cut wound in the left parietal region.

Questions:

1. Scope of medical care
2. Which department should the patient be admitted to?

Typical tasks for assessing the results of the formation of competence, at the "Own" level

Situational task number 3.

A 59-year-old patient was admitted to the emergency room of the hospital on an emergency

basis. Suddenly fell ill 10-12 hours ago, when pains appeared in the left half of the abdomen, which intensified and took a cramping character, vomiting three times with stagnant contents, gases did not go away. Objectively: the skin is of normal color, the tongue is coated with a white coating, moist. Pulse 88 per minute, rhythmic. The abdomen is evenly swollen, participates in the act of breathing. On palpation, soft, diffuse soreness with predominant localization in the lower sections. Percussion tympanitis along the colon, peristalsis is heard, weakened, "splash noise" is determined. Weakly positive peritoneal symptoms in the left iliac region and above the bosom. At digital rectal examination, the ampulla is empty, traces offeces are of the usual color. In the analysis of blood: Leukocytes $-13.2 \times 10^9 / l$, Er $-4.4 \times 10^9 / l$, ESR 23 mm / h.

Questions:

1. Presumptive diagnosis.
2. Survey methods.
3. Differential diagnosis.
4. Treatment.

1.2. Interim certification based on the results of mastering the discipline

1.2.1. Intermediate certification form - exam-XII.

6.2.2. Intermediate certification procedure - Intermediate certification is carried out in the form of an exam (by tickets).

6.2.3. Sample questions to prepare for the exam.

Controlled competency codes: GPC-4 ID-1gpc-4

1. Types of circulatory disorders.
2. Principles of wound treatment in the hydration phase.
3. Invasive methods of heart examination.
4. The concept of surgical deontology.
5. Classification of sepsis (by clinic, anatomical features and time development).
6. Wet gangrene, clinic. Treatment.
7. Sterilization of optical instruments (cystoscope, laparoscope, etc.)
8. General treatment of acute purulent surgical infection.
9. Ekinokokkosis. The developmental cycle of the parasite.
10. List the names of proteolytic enzymes.
11. The merit of Shamov and Yudin in the development of blood transfusion issues.
12. Indications for the treatment of fractures with plaster casts.
13. The difference between a false aneurysm and a pulsating hematoma.
14. What factors contribute to frostbite?
15. Classification of anaerobic gas gangrene by origin
16. Definition of the concept of "antiseptic"
17. General treatment for purulent-inflammatory diseases of the fingers and hands.
18. Indications for free skin plastics.
19. The role of antibiotics in the development of surgery.
20. Treatment of arterial thrombosis, thromboembolism.
21. What kind of pain relief is used in operations for panaritium
22. Name the zones of the operating unit.

23. Clinic of traumatic asphyxia.
24. What is tumor recurrence and what is its cause?
25. Postoperative complications from the abdominal organs (list).
26. The concept of "gangrene", the classification of gangrene by origin.
27. The concept of replantation.
28. Classification of wounds according to the conditions of their occurrence.
29. Tactics of treatment of hemothorax, depending on the volume.
30. Malformations of the genitourinary system.
31. Methods of sterilization of surgical instruments.
32. Digital compressed vessels to stop bleeding. Indications, points pressing
33. Clinic of brain injury.
34. Types of operative fixation of fractures.
35. Classification of osteomyelitis.
36. General nonspecific treatment of gas gangrene.
37. Hospital-acquired infection.
38. The concept of intraosseous local anesthesia.
39. Operation (definition, types)
40. Stages of the preoperative period.
41. Definition "fracture", Latin name, first aid for fractures.
42. Collapse. Clinic. Diagnostics, treatment.
43. Disorders of potassium and sodium metabolism.
44. What do the terms "hypercapnia", "hypoxia" mean?
45. Features of damage to the body by electric current.
46. The main stages of wound healing.
47. General symptomatology in osteoarticular tuberculosis.
48. What types of biopsies do you know?
49. Biochemical characteristics of the wound in the phase of dehydration
50. Name the early revenge and common symptoms of peritonitis
51. What measures are taken during the operation in order to maintain asepsis and antiseptics
52. What processes occur in a wound during primary healing?
53. List the classification of peritonitis.
54. The concept of reconstructive operations.
55. Methods of control over the quality of pre-sterilization and cleaning of instruments, onpresence of blood.
56. Features of the primary surgical treatment of head and face wounds.
57. Non-clostridial anaerobic infection: etiopathogenesis, clinical picture, treatment.
58. Name the benign tumors developing from epithelial tissue.
59. Primary and secondary wound infection.
60. The concept of isogenic transplant.
61. Controlled arterial hypotension.
62. Reinfusion (retransfusion) of blood, contraindications, dangers.
63. Significant signs of fractures.
64. Introductory anesthesia.
65. Types of callus, instruments for applying skeletal traction.
66. What clinical stages are distinguished in the development of peritonitis?
67. Types of violations of water exchange.
68. At what stages of cancer is radical surgery possible in oncological sick?

69. Central lung cancer: diagnostic methods.
70. Preparation of the anesthesia machine for work.
71. Mechanism and clinic of tension pneumothorax.
72. Pre-arthritic phase of osteoarticular tuberculosis.
73. Secondary bleeding, types and causes of their occurrence.
74. Causes of hypokalemia and methods of correction.
75. Pneumothorax: clinic, diagnostic methods, treatment.
76. Prominent representatives of surgery of the Russian Federation.
77. Local changes in a limb subject to prolonged compression, causes of mortality of patients.
78. Clinic of bedsores.
79. Anthrax. Anthrax carbuncle.
80. Methods for the preservation of organs and tissues.
81. The most frequent surgical interventions for burns.
82. Who offered ether anesthesia and when?
83. Basic research methods of colon pathology.
84. First aid and freezing of muscle tears.
85. Quality control of sterilization of dressing material and linen in an autoclave.
86. The final methods of stopping bleeding.
87. Conditions conducive to the formation of a pseudarthrosis.
88. Anuria, definition, treatment.
89. Anthrax. Anthrax carbuncle.
90. The main preventive directions for tetanus.
91. Abscesses and phlegmon, classification, treatment.
92. Characteristics of bruised and lacerated wounds.
93. Spinal anesthesia, indications, technique.

6.2.4. Sample exam ticket:

Controlled competency codes: GPC-4 ID-1gpc-4

FSBEU HE DSMU

Department of general surgery

Ministry of Health of Russia

Specialty 31.05.01 "General Medicine"

Discipline "General Surgery"

EXAMINATION TICKET No. 2

1. Modern methods of diagnostics of surgical diseases.
 2. Treatment of blood transfusion shock.
 3. Clinical manifestations of acute sepsis and factors determining its manifestations.
- Task.

A 45-year-old patient with an open fracture was admitted to the trauma department tibia. Methods for clarifying the diagnosis?

Medical tactics?

Prevention of infection?

Approved at a meeting of the department, minutes from "_20_" 05_2024___. No.32

1.2. Description of indicators and criteria for assessing competencies at various stages of their formation, description of assessment scales:

Evaluation criteria	Rating scale			
	"Unsatisfactory" (minimum level not reached)	"Satisfactory" (minimum level)	"good" (average level)	"Great" (high level)
Competency code. GPC-4 The ability to use medical devices provided for by the procedure for the provision of medical care, as well as to examine a patient in order to establish a diagnosis.				
ID -1 gpc-4 Use medical devices provided for by the procedure for the provision of medical care and write prescriptions for medical devices.				
know	The student is not able to independently highlight the main provisions in the studied material of the discipline. Does not know and does not understand a significant or main part of the program material within the scope of the questions posed.	The student has mastered the main content of the material of the discipline, but has gaps in the assimilation of the material that do not impede the further assimilation of the educational material. Has unsystematic knowledge of discipline modules. The material is presented fragmentarily, not consistently.	The student is able to independently highlight the main provisions in the material studied. Knows the basic concepts in the sections of general surgery. Shows deep knowledge and understanding of the entire volume of program material.	The student independently identifies the main provisions in the studied material and is able to give a brief description of the main ideas of the studied material of the discipline. Knows the rules for using medical instruments - methods of carrying out urgent measures and indications for hospitalization of patients.
be able to	The student does not know how use terminology.	The student has mastered the main categories of considered and additional issues; there are difficulties or admitted errors in the definition of concepts, the use of terminology, corrected after several leading questions; with incomplete knowledge of the theoretical material.	The student has demonstrated the ability to analyze material, but not all the conclusions are reasoned and evidentiary; demonstrated assimilation mainstream literature.	The student is able to independently illustrate theoretical positions specific examples, apply them in a new situation. Knows how to apply the methods of asepsis and antiseptics, use medical instruments, the rules for the use of medical instruments.

own	The student made mistakes in the definition of concepts, when using terminology, which are not fixed after a few leading questions.	The student has incomplete or inconsistently disclosed the content material, but a general understanding of the issue is shown and skills are demonstrated that are sufficient for further assimilation of the material;	The student has knowledge of everything studied program material, the material expresses sequentially, but allows minor errors and shortcomings when reproducing the studied material.	The student has demonstrated the ability to creatively apply knowledge of theory to a solution of professional tasks; demonstrated knowledge of modern educational and scientific literature. Owns the simplest medical instruments (phonendoscope); Has information on the principles of sterilization, disinfection and antiseptic processing of instruments and equipment in order to avoid infection of the doctor and patient
------------	---	--	--	--

VII. EDUCATIONAL - METHODOLOGICAL AND INFORMATION SUPPORT OF THE DISCIPLINE.

7.1. Main literature

Printed editions

п/ №	Name	Author(s)	Number of instances
			в библиотеке
1.	Общая хирургия	Gostishev, V. K. General surgery: textbook / Gostishev V. K. - 4th ed., reprint. and add. - Moscow: GEOTAR-Media, 2010. - 848 p. ISBN 978-5-9704-1579-5	50
2.	General surgery	Gostishev, V. K. General surgery: textbook / V. K. Gostishev. - 5th ed., reprint. and additional – Moscow: GEOTAR - Media, 2013 - 728 p. ISBN No.978-5-9704-2574-9	50
3.	General surgery	Gostishev, V. K. General surgery [Text]: textbook / V. K. Gostishev. – Moscow: GEOTAR-Media, 2016. – 727 p. ISBN No.978-5-9704-3878-7	50
4.	General surgery	Zubarev, P.N. General surgery: textbook/ P.N. Zubareva. – 3rd ed. Add. And ispr.-St. Petersburg: SpetsLit, 2011.-607 p. ISBN No. 978-5-299-00457-1	50
5.	General surgery	Kuznetsov N.A. General surgery: textbook/N.A. Kuznetsov- 3rd	50

	ed.Moscow: MEDpress-inform, 2018. -896с. ISBN № 978-5-00030-566-9	
--	---	--

Electronic sources:

№	Наименование издания
1	General surgery (electronic resource): textbook/V.K. Gostishev 5th ed., ispr. and add.- Moscow: GEOTAR-Media, 2022. -736с.- ISBN 978 -5 -9704-7027-5. - Text: electronic // EBS "Student Consultant": [website]. – URL:https://www.studentlibrary.ru/ISBN9785970470275.html
2	General surgery (electronic resource): textbook/V.K. Gostishev M.: GEOTAR-media, 2016. Access mode: http://www.Studentlib .ru/book/ ISBN 9785970438787.html
3	General surgery (electronic resource): textbook/V.K. Gostishev 5th ed., reprint Ed. supplement-M.: GEOTAR-media, 2015. Access http://www.Studentlib.ru/book/ISBN9785970432143/html . Access mode: by login and password.

7.2 Additional literature

Printed publications

№ п\п	Publication title	Number of copies
		in the library
1.	Lectures on general surgery. Educational allowance. Khamidov A.I. 2000 Makhachkala DSMA	390
2.	General surgery. Workshops. Chernov V.N. 2006, Rostov-on-Don. ISBN 5-94587-185-2	50
3.	Sepsis. Tutorial. Medzhidov R.T., Magomedova S.M. Makhachkala DSMU. Alef Publishing house, 2020 ISBN 978-5-00128-610-3	100
4.	Fundamentals of Clinical Surgery in Test Questions and Clinical Problems. Medzhidov R.T., Magomedov M.G., Ramazanov M.-Z.A., Aliev B.O. Makhachkala: CPI DSMA,2013.	100
5.	Basics of asepsis and antiseptics. Study guide - Makhachkala: CPC DSMA. Medzhidov R.T. 2007	100
6.	Blood clotting disorders in surgical patients and methods of their correction. Lecture course. Magomedov M.G. Makhachkala. 2006	100
7.	Acute specific surgical infection. - Makhachkala: DSMU, 2021. ISBN 978-5-00128-657-8	100
8.	Blood transfusion and blood substitutes. Study guide. Aliev B.O. Ramazanov M.R. Makhachkala. 2017	100
9.	Water-electrolyte metabolism and acid-base state in surgical patients. Tutorial. Medzhidov R.T. Makhachkala: DSMA. 2012	100
10.	Obliterating atherosclerosis of the arteries of the lower extremities. Study guide. Magomedov M.G. Makhachkala. 2007	100
11.	Fundamentals of malformations and reconstructive surgery. Educational and methodical manual. Medzhidov R.T.,	

	Kurbanismailova R.R. Makhachkala. 2022. ISBN 978-5-00128-891-6	
--	--	--

Electronic sources:

№	Наименование издания
1	General Surgery (electronic resource): textbook/Petrov S.V. 4th ed., reprint Ed. additional- M.: GEOTAR-media, 2012. Access mode: http://www.Studentlib.ru/book/ISBN_9785970422816.html

7.3. Resources of the information and telecommunication network "Internet".

- www.studentlib.ru – EBS "Student Consultant" (electronic library)
<http://surgeon.spb.ru> - Online Journal of Surgery
<http://scsml.rssi.ru> home page of the State Central Medical Library, Moscow

7.3. Information technology

When studying the discipline, a general package of documents is used, Internet materials, which provide ample opportunities for improving university training in normal physiology in order to master the skills of educational activities. The standard features of most programs are the implementation of the didactic principle of visibility in teaching; their use enables students to use various methods to solve an educational problem. Teaching methods using information technology. To teaching methods using information technology, used in the classroom in the discipline "General Surgery" include:

- demonstration of multimedia materials, including video films;
- a list of search engines (moodle.dgmu.ru platform).
- list of encyclopedic sites;
- office programs for programs of distance learning organizations.

List of information reference systems:

1. Digital information environment (DIE) DSMU. URL: <https://lms.dgmu.ru/>
2. Student advisor: electronic library system. URL: <http://www.studentlibrary.ru>
3. Doctor's consultant: electronic library system. URL: <http://www.rosmedlib.ru>
4. Federal electronic medical library (FEML). URL: <http://feml.scsml.rssi.ru>
5. Medical reference information system. URL: <https://elibrary.ru/defaultx.asp>
6. Медицинская справочно-информационная система. URL: <http://www.medinfo.ru/>
7. Scientific electronic library CyberLeninka. URL: <http://cyberleninka.ru>
8. E-library RFFI. URL: <http://www.rfbr.ru/>
9. All-Russian educational Internet program for doctors. URL: <http://www.internist.ru>

VIII. MATERIAL AND TECHNICAL SUPPORT OF THE DISCIPLINE

П/П	Type of room	Name of the equipment
.	Classrooms No. 1. For practical training and intermediate certification (31 M. Gadzhiyev str.), (54m2).	During the study of the subject are used rooms of surgical hospital 2 - 25 beds, educational classrooms (3) with phantoms for intramuscular injection, phantom of the probing and gastric washing, a simulator for intramuscular injection in the shoulder, phantoms male

		perineum for bladder catheterization, poster set, surgical tools.
Study rooms No. 2. For practical training and independent work. (47 Lyakhova str.), (64 m2)		the course of studying the subject, the wards of the RKB surgical hospital with 25 beds, the RKB burn center with 25 beds, classrooms (3) with phantoms for intramuscular injection, a phantom for probing and gastric lavage, a simulator for practicing intramuscular injections into the shoulder, phantoms of the male perineum for catheterization of the bladder, a set of posters, surgical instruments are used.
Study rooms number 3 Makhachkala clinical hospital FSBHI SDMC of the FMANBA"of Russia (Port Hospital) (st. Ahmedkhan Abubakar, 60, (15m2)		During the study of the subject, the rooms of the surgical hospital FGBUZ YUOMC FMBA Russia are used - 25 beds, the classroom (1), a set of posters, surgical tools.
Study room 4. RBB SMP (st. Pirogova 3).		In the course of the study of the subject, the rooms of the surgical hospital of the RBB SMP - 50 beds, the classroom (1).
Training Room 5. SBU RD "City Clinical Hospital 1"		Classrooms (2) with phantoms for intramuscular injection, phantoms for stomach probing and washing, a simulator for intramuscular injection into the shoulder, phantoms of the male perineum for catheterization of the bladder, a set of posters, surgical tools.
Lecture hall		St. A. Aliyeva 1 k.2, pr. I. Shamil 44/1
DGMU Scientific Library. Reading Hall of the Library (for independent work). Aziz-Aliyeva St. 1. Biokurpus, 1st floor .		Library reading room (electronic reading room). Tables, chairs, computers for working with electronic resources, educational scientific periodical literature.

IX. USE OF INNOVATIVE (ACTIVE AND INTERACTIVE) LEARNING METHODS

Used active teaching methods in the study of this discipline make up 6.1% of the volume of classroom studies (144 hours).

№	Section name	Type, title of the topic of the lesson using forms of active and interactive teaching methods	Labor intensity* (hours)
1.	General questions of surgery.	Lecture No. 3. "Nutrition of surgical patients.	1
2.	General questions of surgery.	Lecture No. 4. "Bleeding. Methods of stopping bleeding. Blood clotting disorders in surgical patients". Problem lecture.	1
3.	General questions of surgery.	Practical lesson No. 15. "Inpatient surgery. Preoperative period", case-study	1
4.	General questions of surgery.	Lecture No. 7. "Pain syndrome. Local anesthesia. General anesthesia".	1
5.	Fundamentals of clinical surgery.	Seminar No. 30. Presentation on the topic "Wounds. Treatment of wounds".	1
6	Fundamentals of clinical surgery.	Practical lesson No. 18. Non-operative surgical technique. Punctures, injections, infusions. Desmurgy. Transport immobilization. BarCamp, or anti-conference.	1

7	Stages of treatment of surgical patients	Practical lesson No. 40 "Surgical sepsis". Interactive lesson with the use of audio and video materials, ICT.	1
---	--	--	---

X. FEATURES OF THE ORGANIZATION OF TRAINING IN THE DISCIPLINE FOR THE DISABLED AND PEOPLE WITH DISABILITIES.

10.1. Education of the disabled and persons with disabilities

If necessary, it is carried out by the department on the basis of an adapted work program using special teaching methods and didactic materials, compiled taking into account the characteristics of psychophysical development, individual capabilities and the state of health of such students (student).

10.2. In order to master the curriculum of the discipline by disabled people and persons with disabilities, the department provides:

- 1) for people with disabilities and people with visual impairments:
 - placement in accessible for students who are blind or visually impaired, places and in an adapted form of reference information on the schedule of training sessions;
 - the presence of an assistant who provides the student with the necessary assistance;
 - release of alternative formats of teaching materials (large print or audio files);
- 2) for people with disabilities and people with hearing disabilities:
 - reproduction of information by appropriate sound means;
- 3) for disabled people and persons with disabilities with disorders of the musculoskeletal system:
 - the possibility of unimpeded access of students to classrooms, toilet rooms and other premises of the department. In case of impossibility of unimpeded access to the department, organize the educational process in a specially equipped center for individual and collective use of special technical training aids for the disabled and persons with disabilities (A. Aliyev st. 1, biological building, 1st floor, scientific library of the DSMU).

10.3. Education of students with disabilities can be organized both together with other students, and in separate groups.

10.4 The list of educational and methodological support for independent work of students in the discipline.

Educational and methodological materials for independent work of students from among the disabled and persons with disabilities are provided in forms adapted to the limitations of their health and perception of information:

Categories of students	Forms
Hearing impairment	- in printed form; - in the form of an electronic document;
Visually impaired	- in printed form in enlarged font; - in the form of an electronic document; - in the form of an audio file;
With a violation of the musculoskeletal system	- in printed form; - in the form of an electronic document;

This list can be specified depending on the contingent of students.

**10.5. The Fund of evaluation funds for the interim certification
of students in the discipline.**

**10.5.1. The list of evaluation funds correlated with the planned results of the
development of the educational program.**

For students with disabilities

Categories of students	Types of appraisal tools	Forms of control and assessment of learning outcomes
Hearing impaired	test	predominantly written verification
Visually impaired	interview	predominantly oral check (individually)
With a violation of the musculoskeletal system	solution of distance tests, control questions	organization of control in EIOS DSMU, written verification

Students with disabled persons and persons with disabilities have more time to prepare answers for the test, they are allowed to prepare for the test using distance learning technologies.

10.5.2. Methodological materials defining procedures for assessing knowledge, skills, skills and (or) experience of activities, characterizing the stages of the formation of competencies.

When carrying out the procedure for assessing the learning outcomes of disabled people and people with disabilities, the use of technical means necessary for them in connection with their individual characteristics is envisaged.

The procedure for assessing the learning outcomes of persons with disabilities and persons with disabilities by discipline provides for the provision of information in forms adapted to the limitations of their health and perception of information:

For persons with visual impairments:

- in printed form in enlarged font;
- in the form of an electronic document;
- in the form of an audio file. For the hearing impaired:
- in printed form;
- in the form of an electronic document.

For persons with musculoskeletal disorders:

- in printed form;
- in the form of an electronic document;
- in the form of an audio file.

This list can be specified depending on the contingent of students.

When carrying out the procedure for assessing the learning outcomes of disabled people and people with disabilities by discipline (module), the following additional requirements are met, depending on the individual characteristics of the students:

1. Instruction on the procedure for conducting the assessment procedure is provided in an accessible form (orally, in writing, orally using the services of a sign language interpreter);
2. An accessible form for providing assignments of assessment tools (in printed form, in printed form in an enlarged font, in the form of an electronic document, assignments are read by an assistant, assignments are provided using sign language translation);

3. An accessible form of providing answers to tasks (in writing on paper, typing answers on a computer, using the services of an assistant, orally).

If necessary, for students with disabilities and the disabled, the procedure for assessing learning outcomes in a discipline (module) can be carried out in several stages.

The procedure for assessing the learning outcomes of persons with disabilities and persons with disabilities is allowed using distance learning technologies.

10.1. The list of basic and additional educational literature necessary for mastering the discipline.

For the development of the discipline by disabled people and persons with disabilities, basic and additional educational literature is provided in the form of an electronic document in the library fund and / or in electronic library systems. And also free special textbooks and teaching aids, other educational literature and special technical training aids for collective and individual use, as well as the services of sign language interpreters and tiflo-sign language interpreters are provided.

10.7. Methodical instructions for students on mastering the discipline

Individual work is of great importance in mastering the discipline by disabled people and persons with disabilities. Individual work means two forms of interaction with the teacher: individual educational work (consultation), i.e. additional explanation of the educational material and in-depth study of the material with those students who are interested in this, and individual educational work. Individual counseling on a subject is an important factor in promoting individualization of teaching and the establishment of educational contact between a teacher and a student with a disability or student with a disability.

10.2. Description of the material and technical base necessary for the implementation of the educational process in the discipline

The development of discipline by disabled people and persons with disabilities is carried out using general and special-purpose teaching aids:

- lecture hall - multimedia equipment, mobile radio class (for students with hearing impairments); power supplies for individual technical equipment;
- classroom for practical classes (seminars) multimedia equipment, mobile radio class (for students with hearing impairments);
- classroom for independent work - standard workplaces with personal computers; a workstation with a personal computer, with a screen reader, a screen magnifier and a braille display for students with visual impairments.

In each classroom where disabled people and persons with disabilities are trained, there must be an appropriate number of places for students, taking into account the limitations of their health.

XI. CHANGE SHEET

List of additions and changes made to the work program of the discipline	WP updated at a meeting of the department		
	Date	The number of the minutes of the meeting of the department	Signature of the head of the department
The following changes are being made to the work program: 1. Number of hours for sections of the discipline.	« 20 » _05_2024г.	Approved at a meeting of the department, minutes of No32.	